


Enphase Installer Toolkit User Journey

Download and open the app




Log In Screen

12:30

Login

Username
john

Password 

Remember me


LOGIN

[Forgot password?](#)

Installer Toolkit V 3.0



5:23




Location Access

Allow Installer Toolkit To Access Your Location And Download Grid Profiles Relevant To Your Location.

SKIP **ALLOW**



5:23



Auto Download

Enable auto download for Firmware and Grid Profiles which will help you to keep up to date. You can change it later in settings.

Auto download only over Wi-Fi


Auto download over Wi-Fi & Cellular










SKIP **ENABLE**



5:23

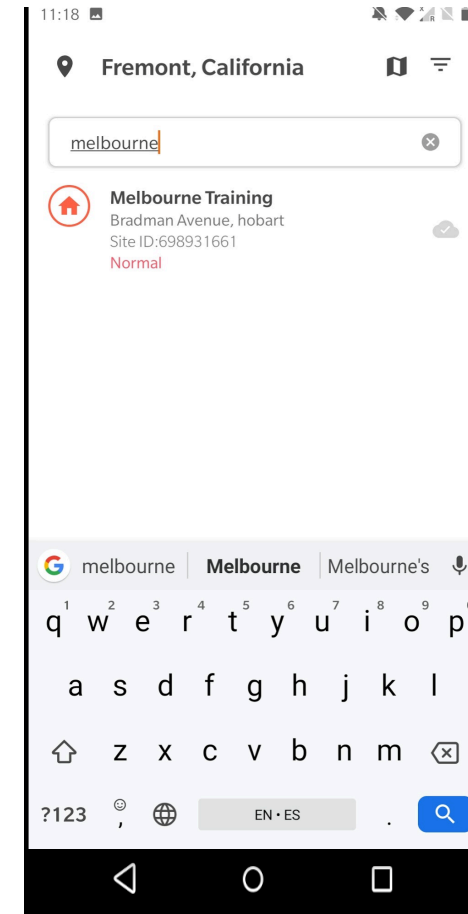
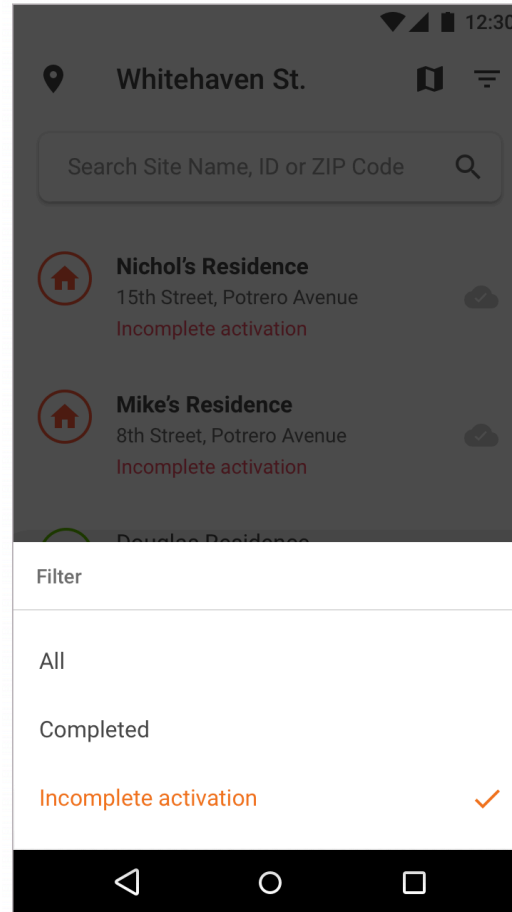
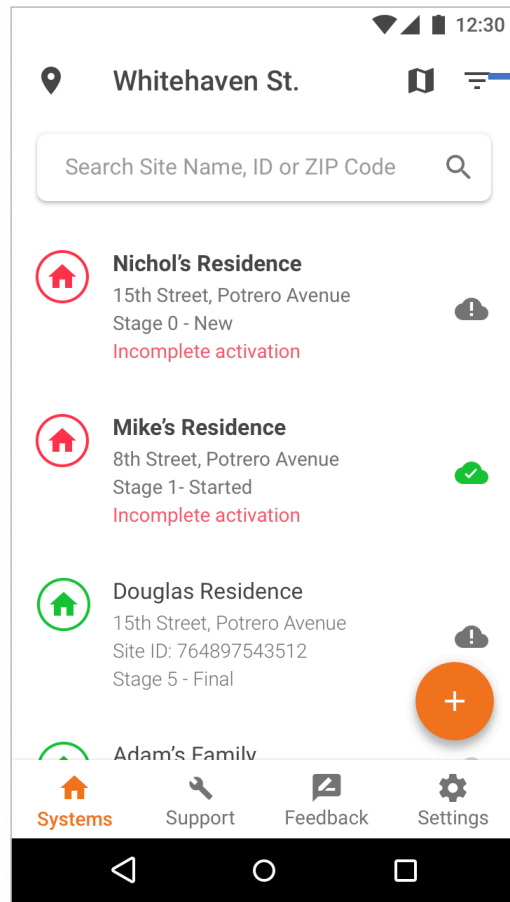
Select Your **Default Grid Profile** ⓘ

Search Grid Profiles 

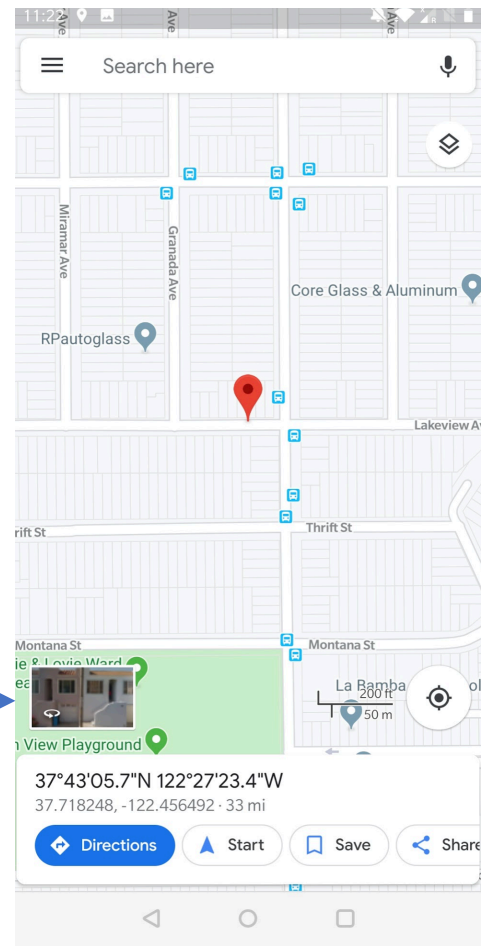
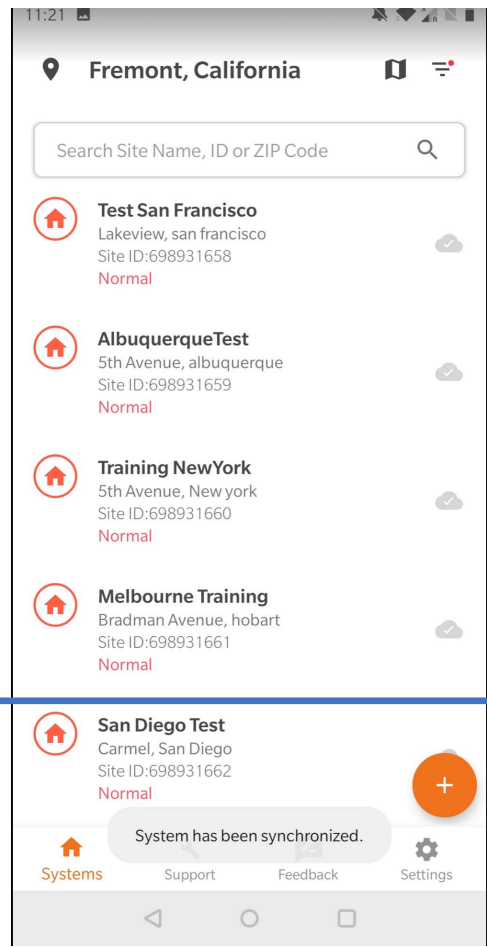
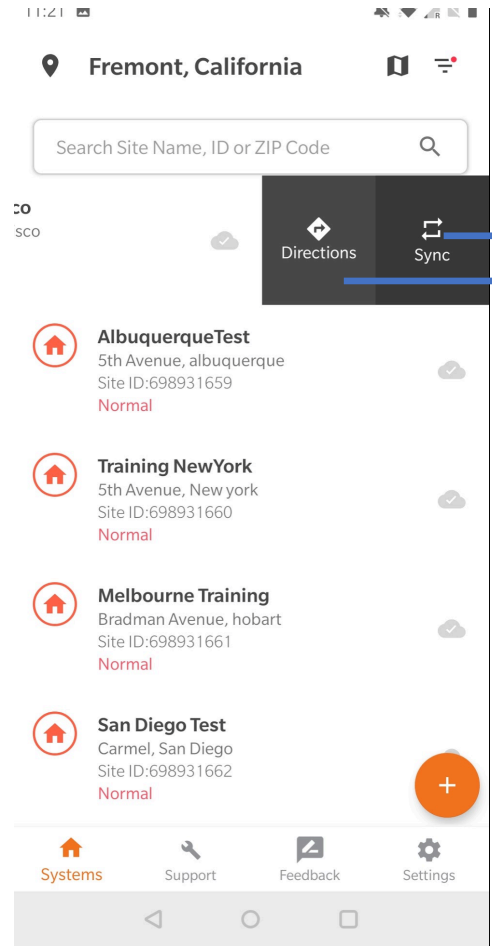
-  10s CA Rule21 201902 VW VWref FW (1.2.1)
-  10s CA Rule21 201902 VW (1.2.3)
-  10s CA Rule21 201902 VW PF (1.2.1)
-  10s IEEE 1547 default 2015 (1.0.9)
-  10s UL Test 100 Normal ramp rate (1.0.1)
-  10s UL Test 100 Ramp Rate (1.0.1)
-  10s UL Test 100 soft start ramp rate (1.0.1)
-  10s UL Test LV2-LV3 ridethru tightest (1.0.1)
-  10s UL Test LV2-LV3 ridethru tightest 500ms (1.0.1)

DONE

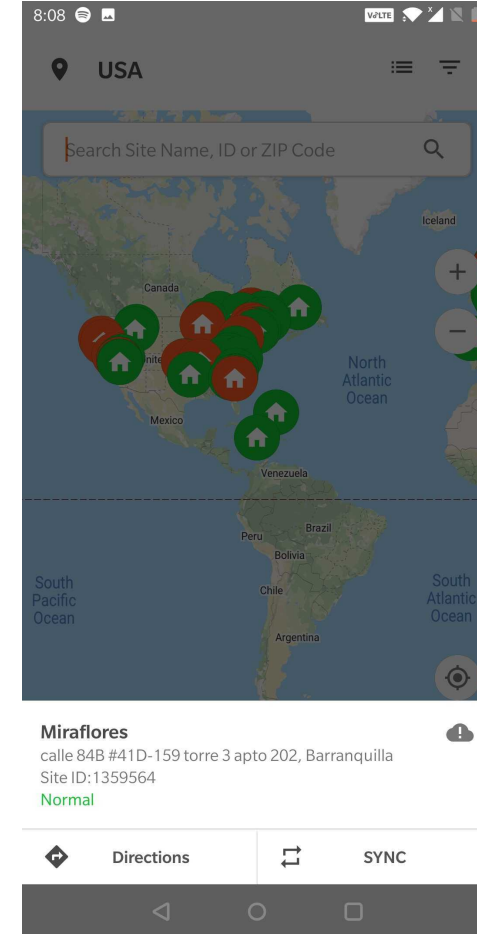
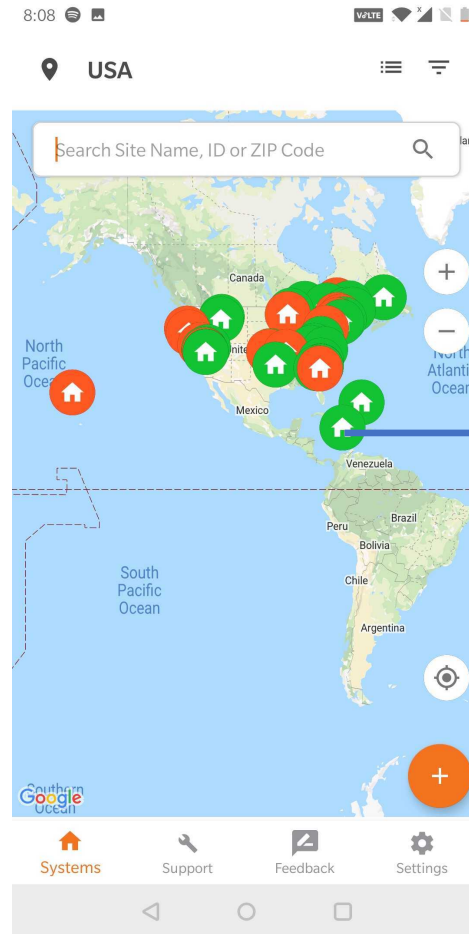
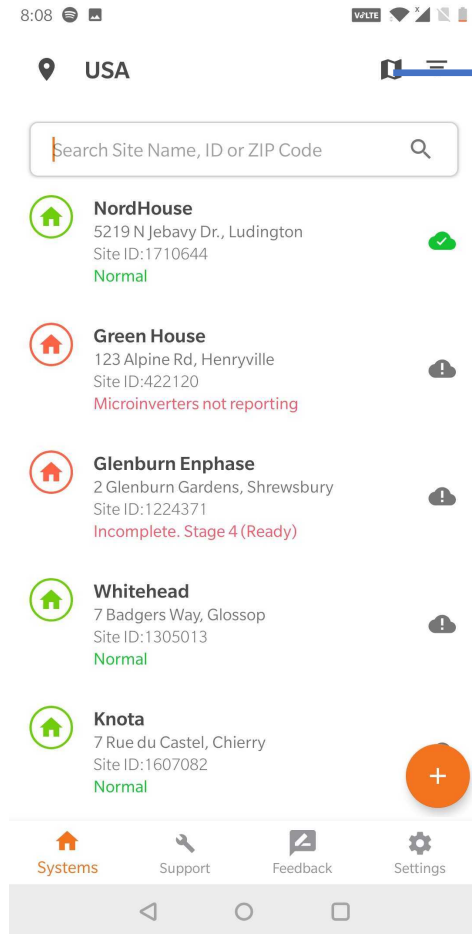
Search for a system



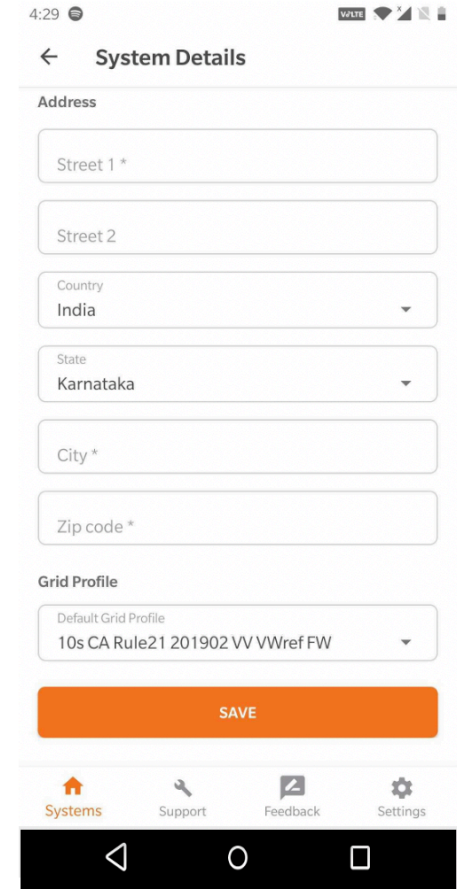
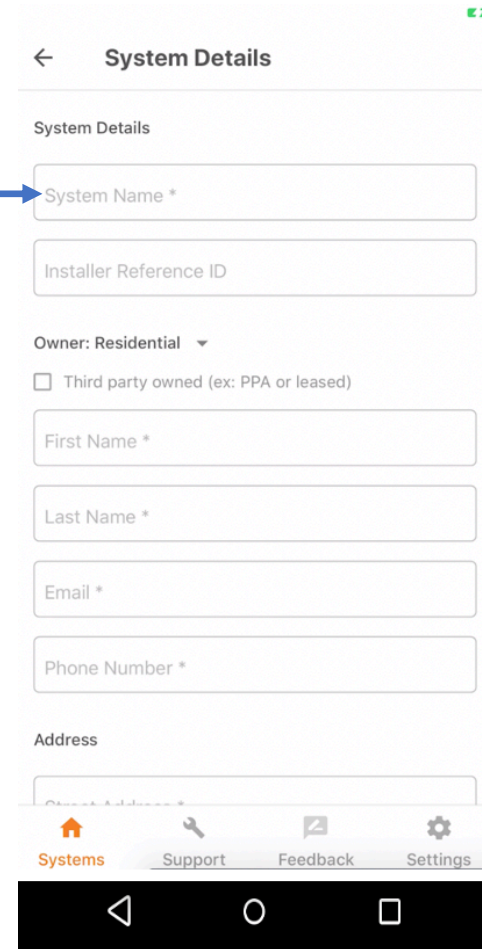
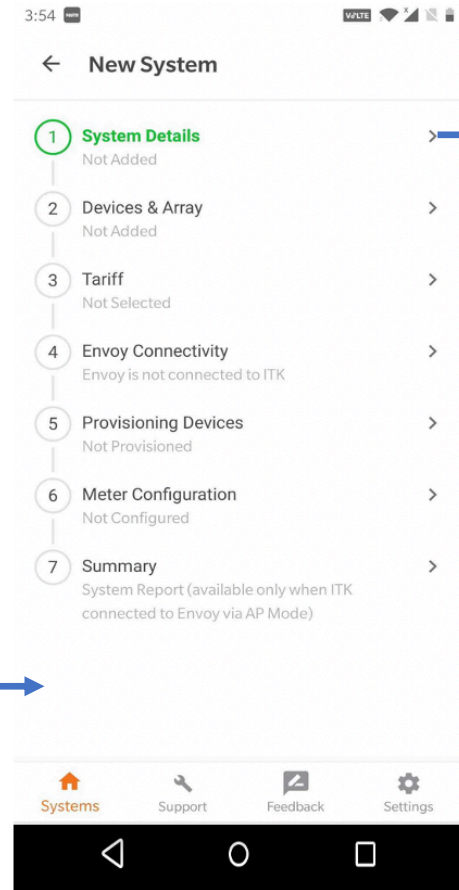
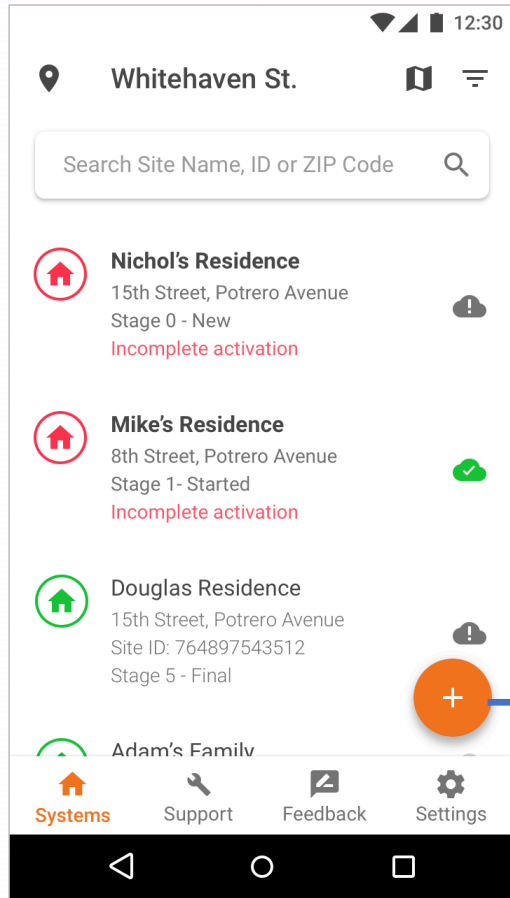
Directions & Sync



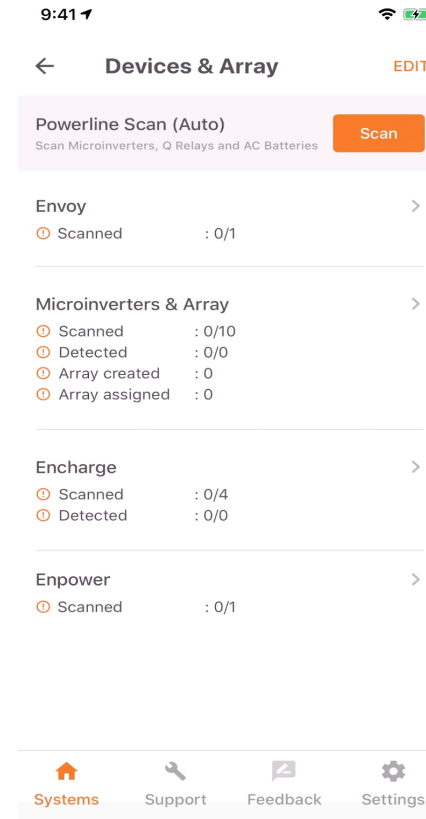
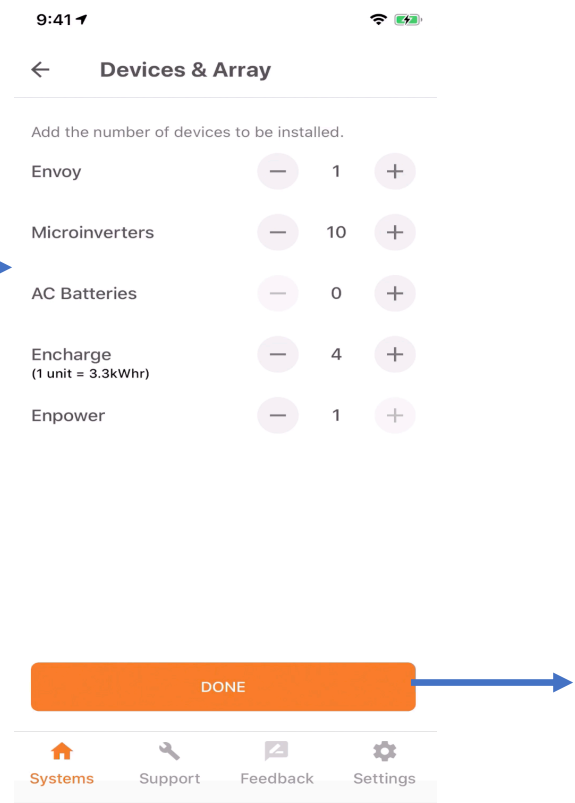
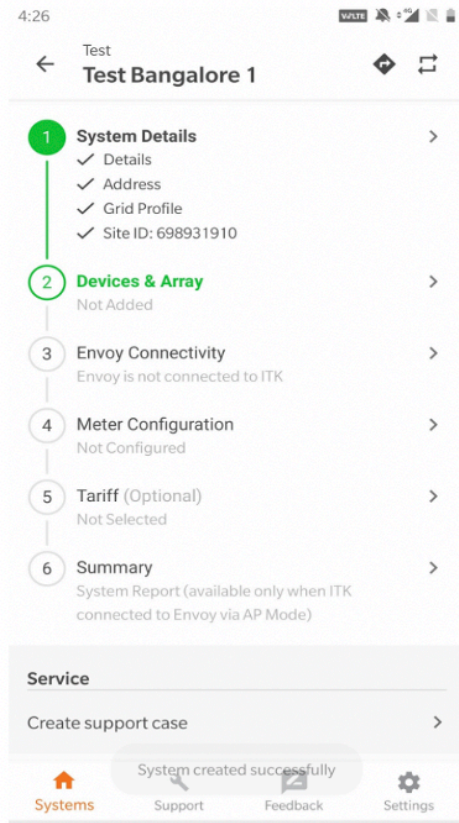
Map screen



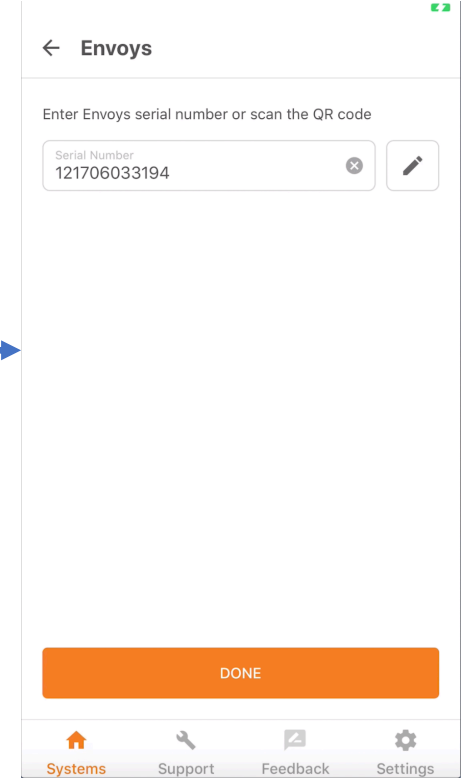
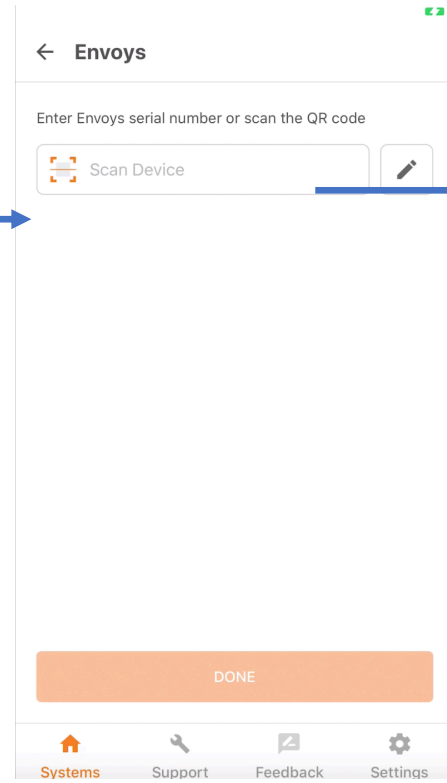
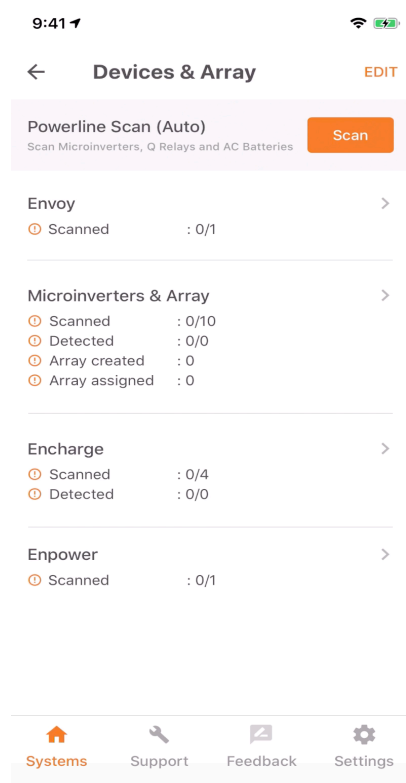
Add a new system



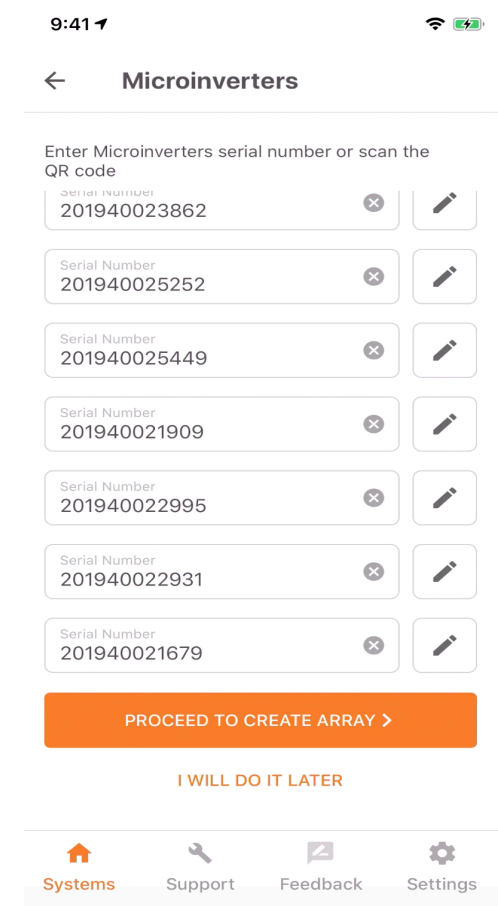
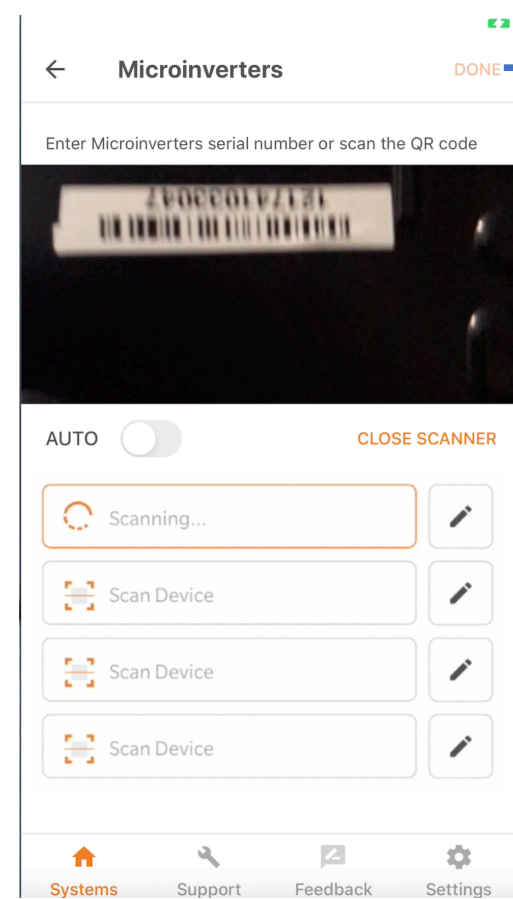
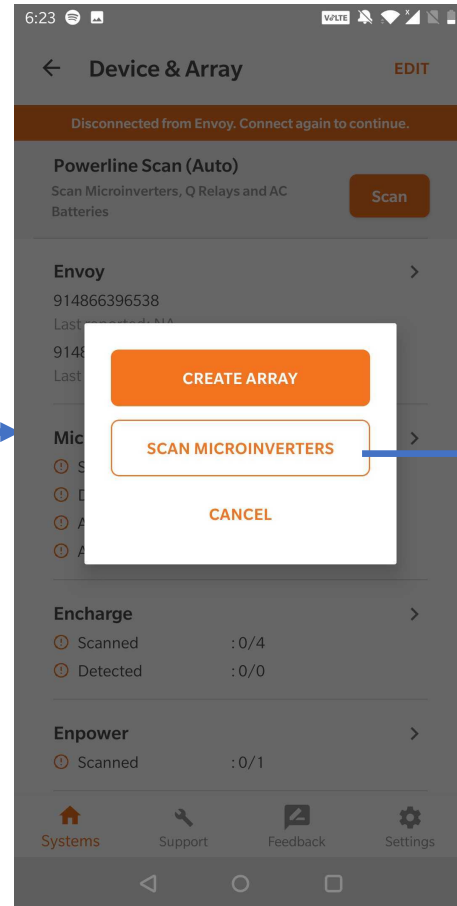
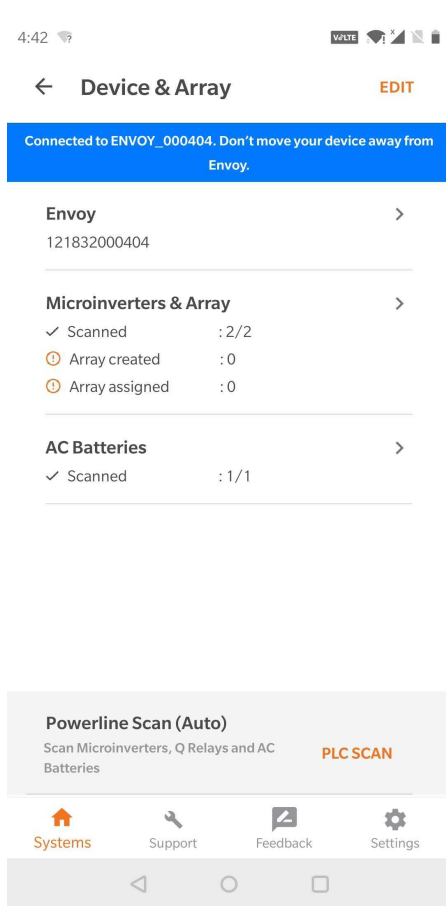
Add Device count



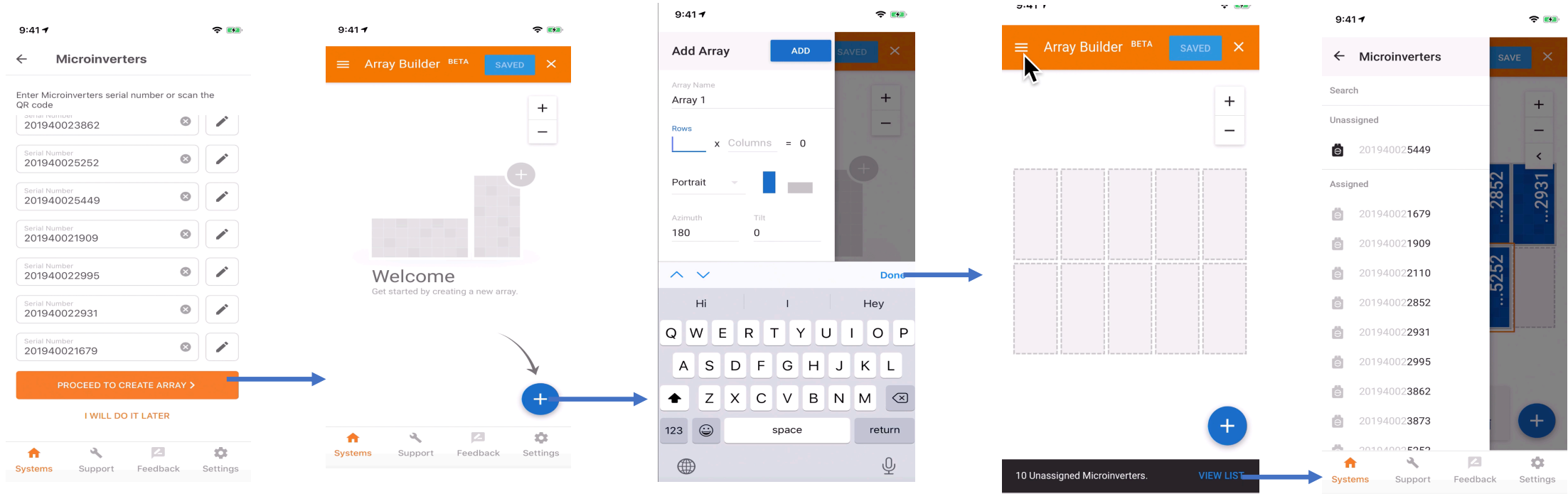
Scan Envoy



Scan Microinverters

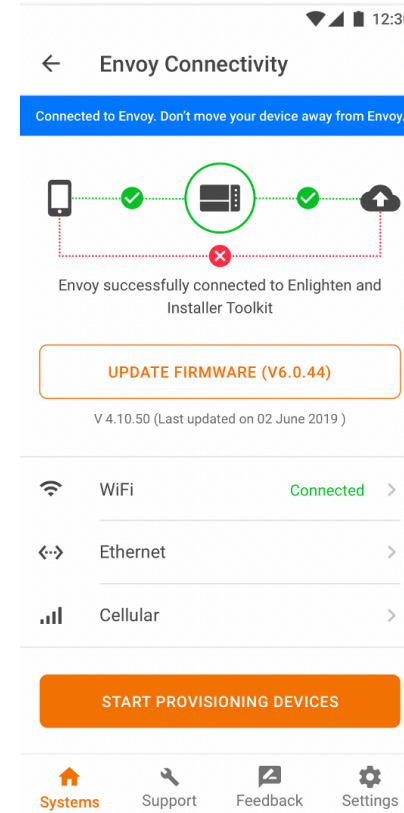
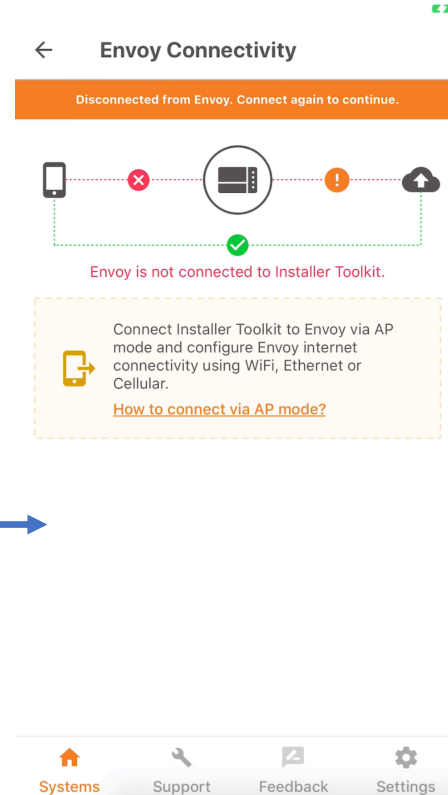
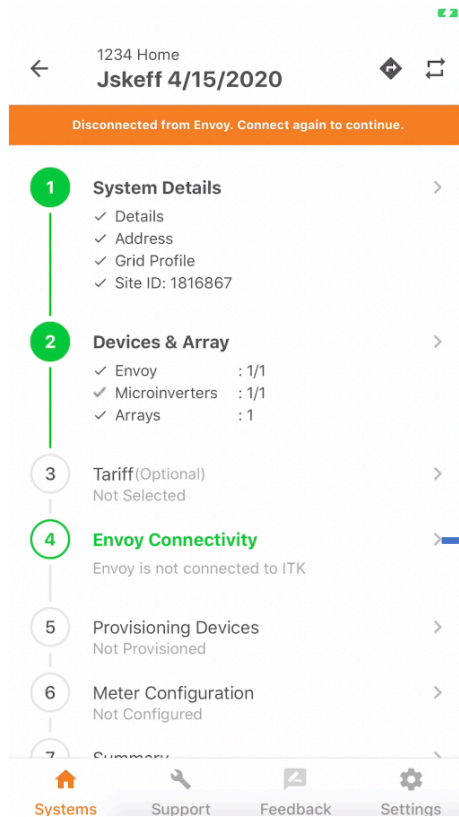


Create an array

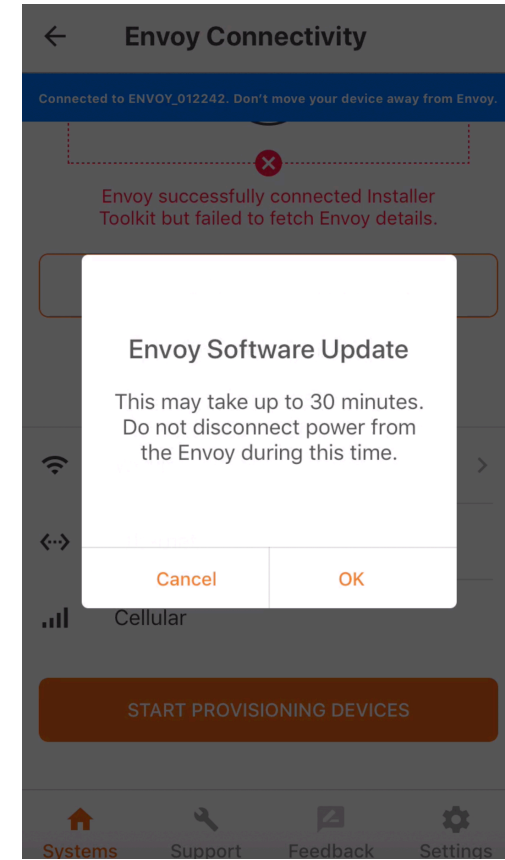
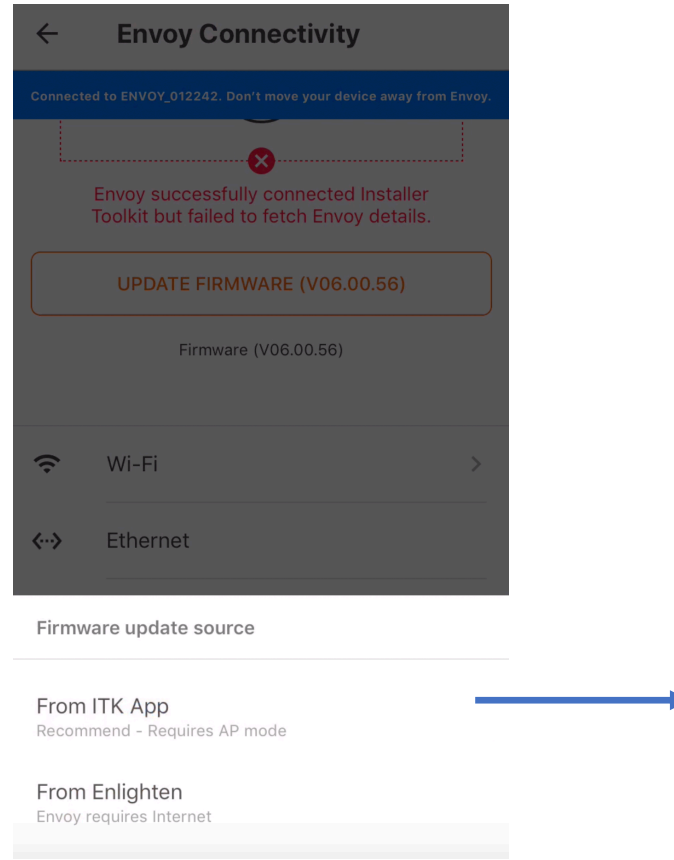
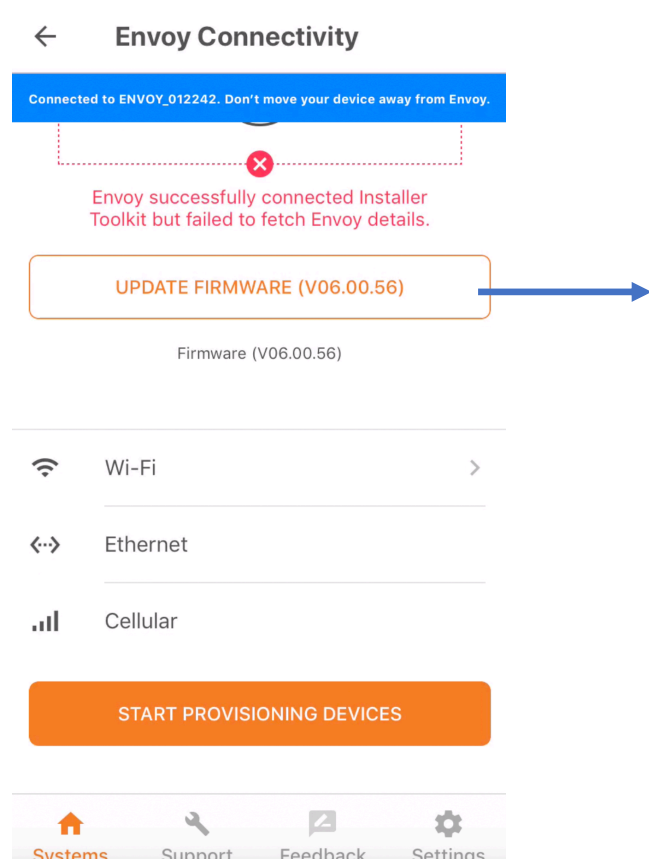


Need to be connected to internet to access the array builder

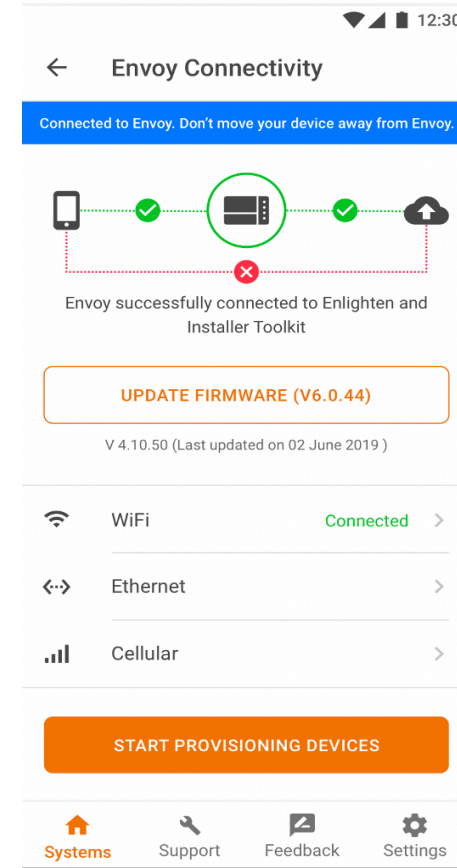
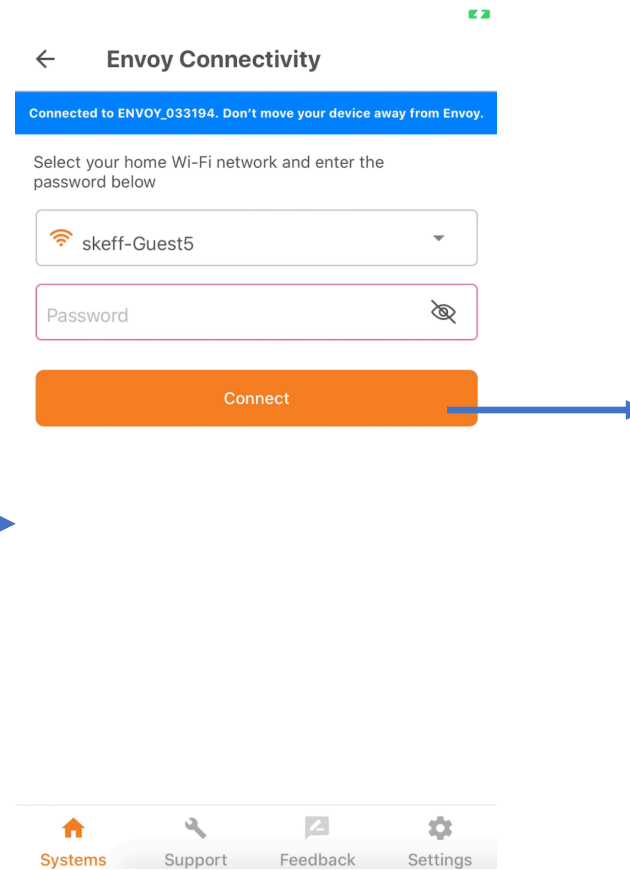
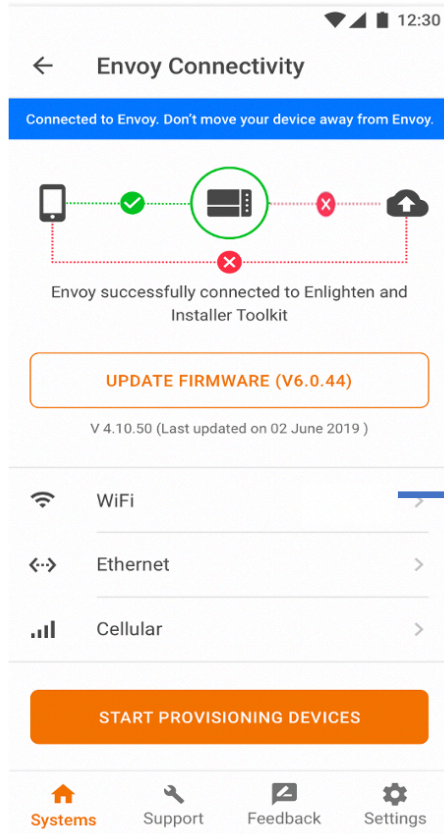
Connect to an Envoy



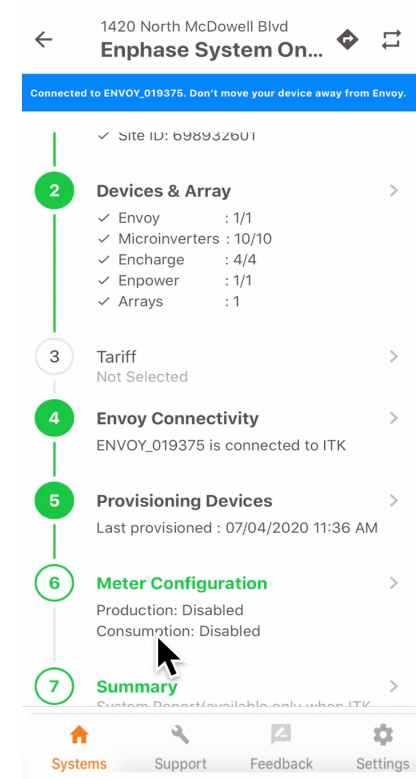
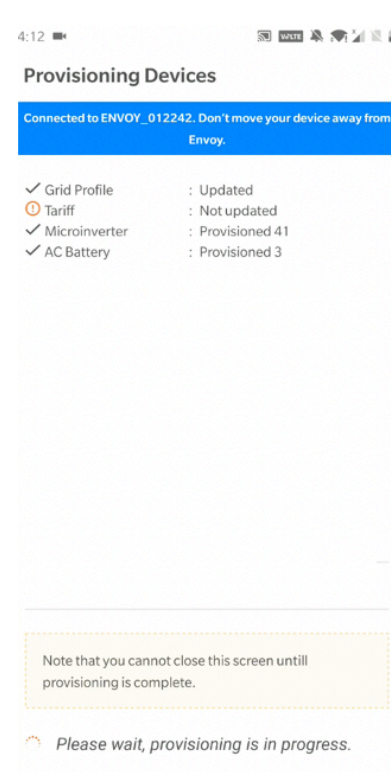
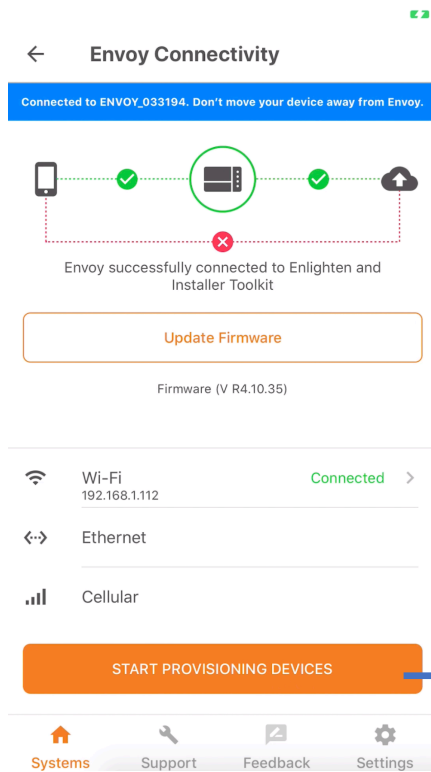
Firmware Update



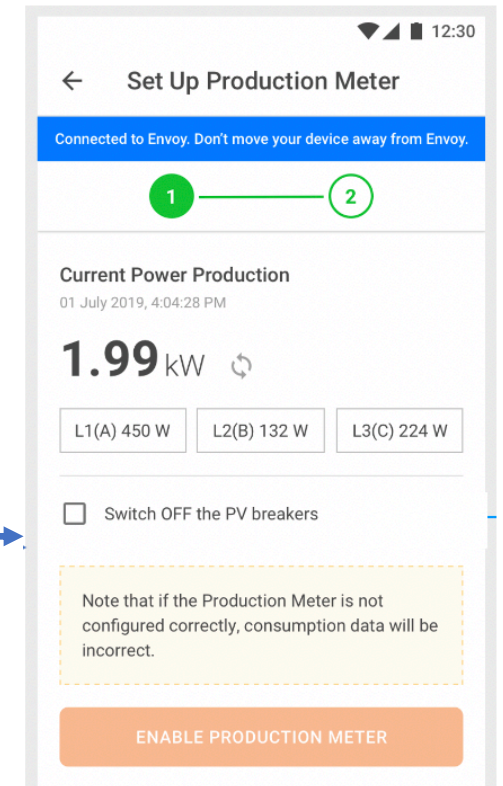
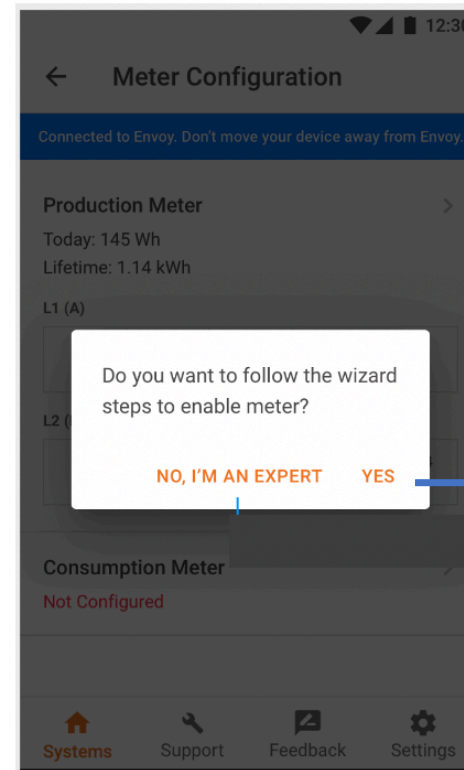
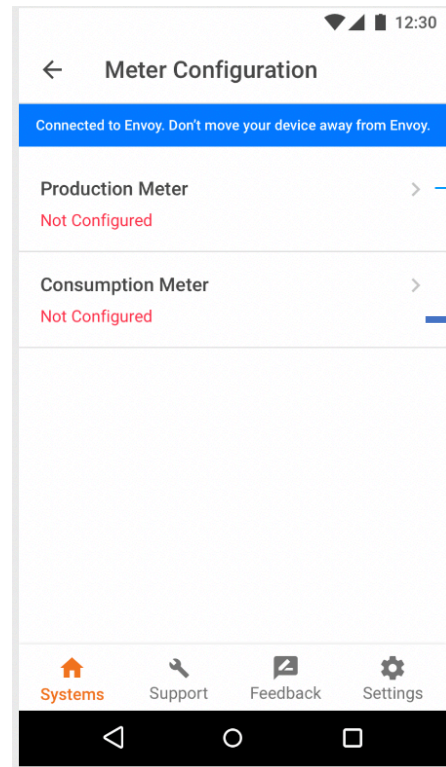
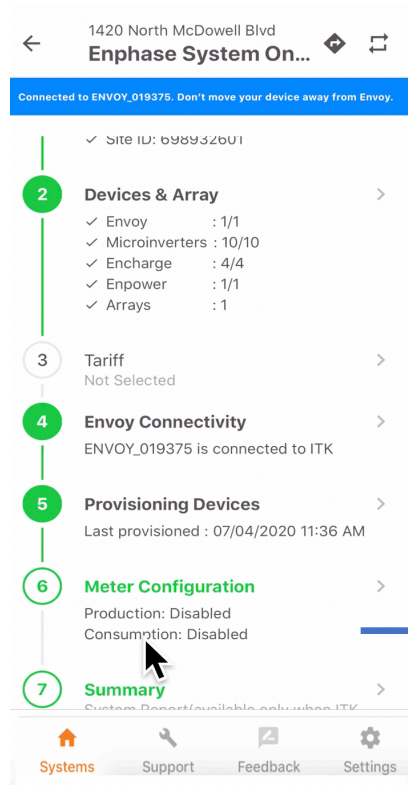
Connect Envoy to Enlighten



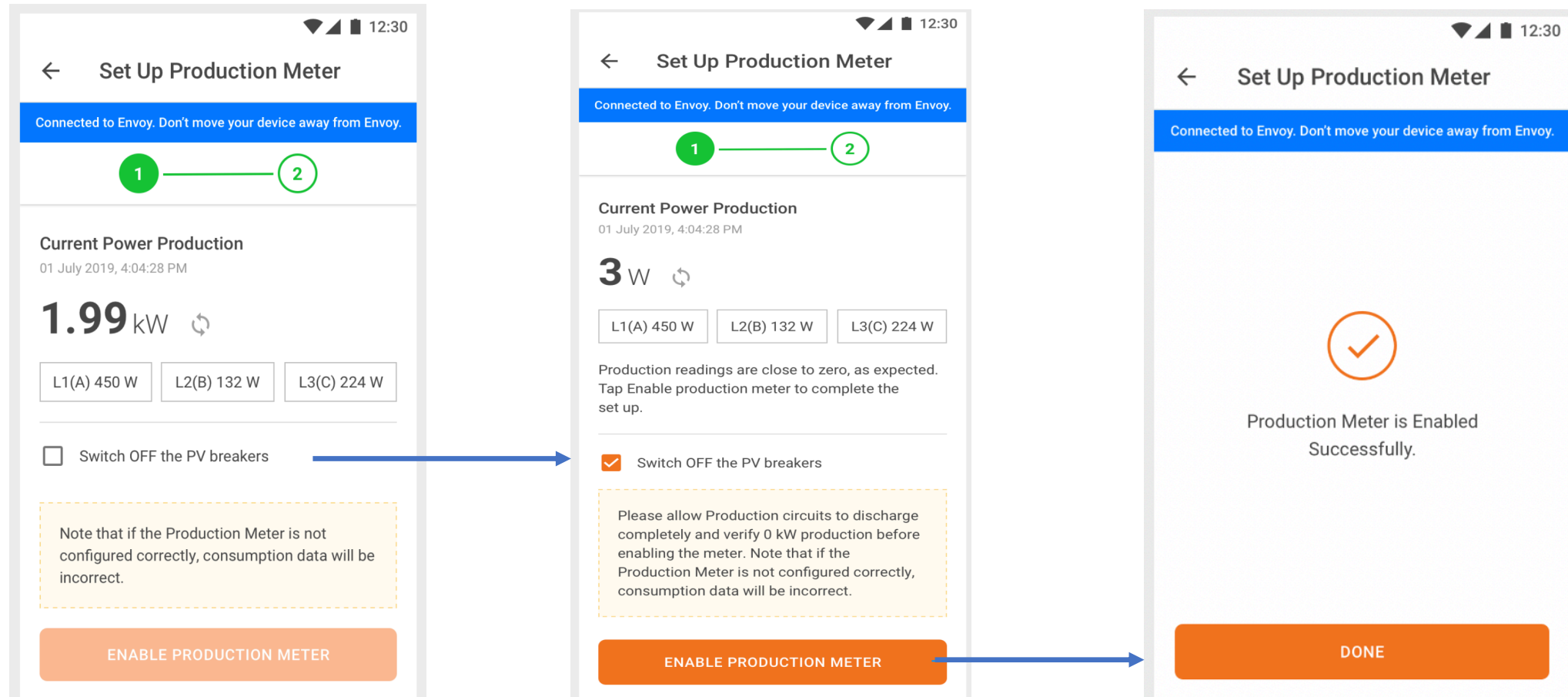
Provisioning Devices



Meter Configuration



Production meter configuration continued



Consumption meter

← Meter Configuration

Connected to Envoy. Don't move your device away from Envoy.

Production Meter >

Today: 145 Wh
Lifetime: 1.14 kWh

L1 (A)

3.07 kW	3.07 kVA	12.579 A	244.2 Vrms	1 PF
---------	----------	----------	------------	------

L2 (B)

-3 W	39 VA	0.169 A	233.9 Vrms	-0.14 PF
------	-------	---------	------------	----------

Consumption Meter >

Not Configured

Phase Selected
L1 (A) L2(B) L3(C) Change

Systems Support Feedback Settings

← Set Up Consumption Meter

Connected to Envoy. Don't move your device away from Envoy.

1 2 3 4 5 6

Total home load
01 July 2019, 4:04:28 PM

1.49 kW ↻

L1(A) 450 W L2(B) 132 W L3(C) 224 W

Switch OFF the PV breakers.
 Switch OFF the Enphase Battery circuit.

NEXT >

Skip the wizard and Enable the Meter

← Set Up Consumption Meter

Connected to Envoy. Don't move your device away from Envoy.

1 2 3 4 5 6

Total home load
01 July 2019, 4:04:28 PM

1.49 kW ↻

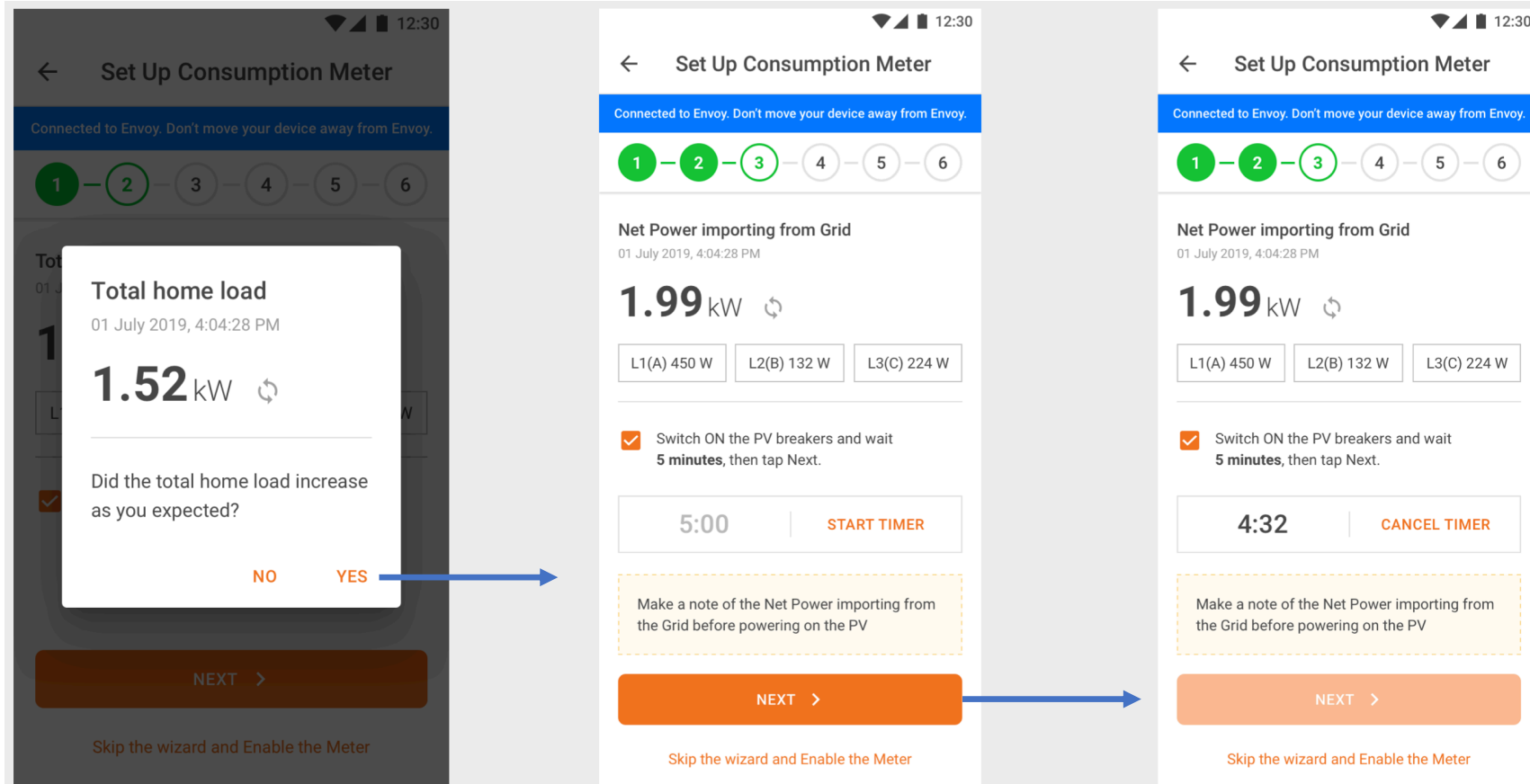
L1(A) 450 W L2(B) 132 W L3(C) 224 W

Turn on a known load, such as a heat gun, then tap Next.

NEXT >

Skip the wizard and Enable the Meter

Consumption meter



Consumption meter

Set Up Consumption Meter

Connected to Envoy. Don't move your device away from Envoy.

1 — 2 — 3 — 4 — 5 — 6

Select Meter Location

Does the current flowing to the grid through the consumption CTs include solar production?

Yes, load with solar
Consumption CT measurement includes solar production.

No, load only
Consumption CT measurement does not include solar production.

NEXT >

Skip the wizard and Enable the Meter

Set Up Consumption Meter

Connected to Envoy. Don't move your device away from Envoy.

1 — 2 — 3 — 4 — 5 — 6

Net Power importing from Grid
01 July 2019, 4:04:28 PM

1.99 kW ↻

L1(A) 450 W L2(B) 132 W L3(C) 224 W

Does the home's utility meter approximately match this reading?

YES **NO**

I'm not able to see a reading on the utility meter.

Skip the wizard and Enable the Meter

Set Up Consumption Meter

Connected to Envoy. Don't move your device away from Envoy.

1 — 2 — 3 — 4 — 5 — 6

Net Power importing from Grid
01 July 2019, 4:04:28 PM

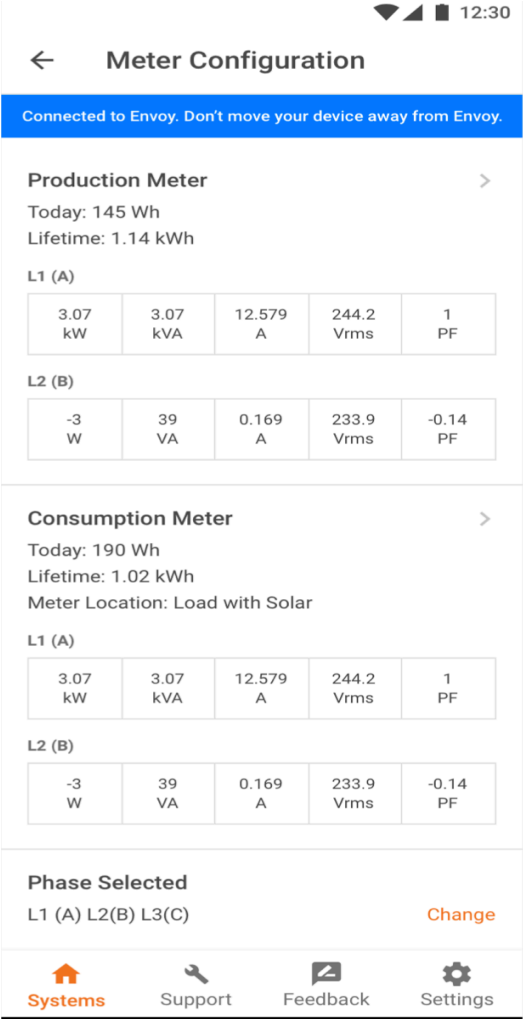
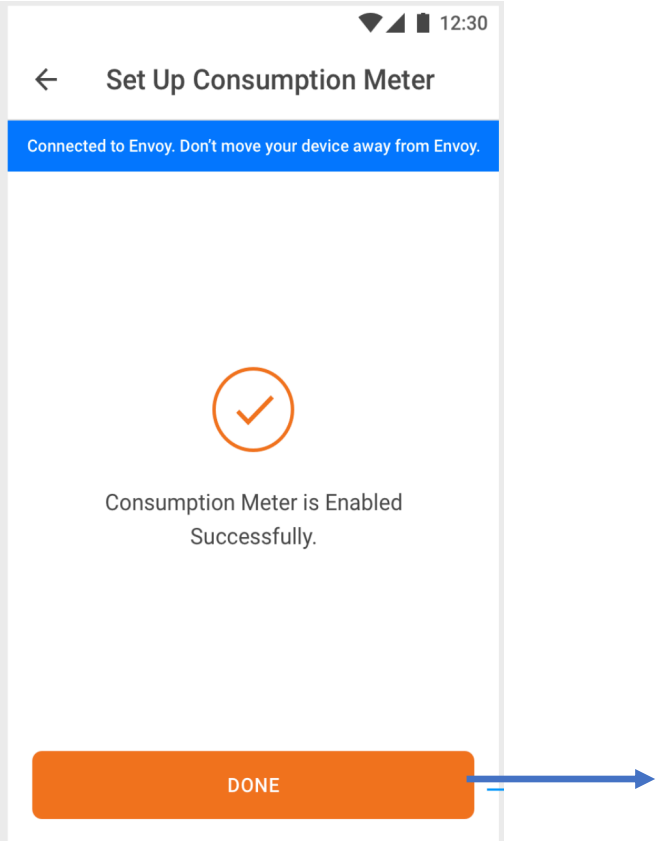
1.99 kW ↻

L1(A) 450 W L2(B) 132 W L3(C) 224 W

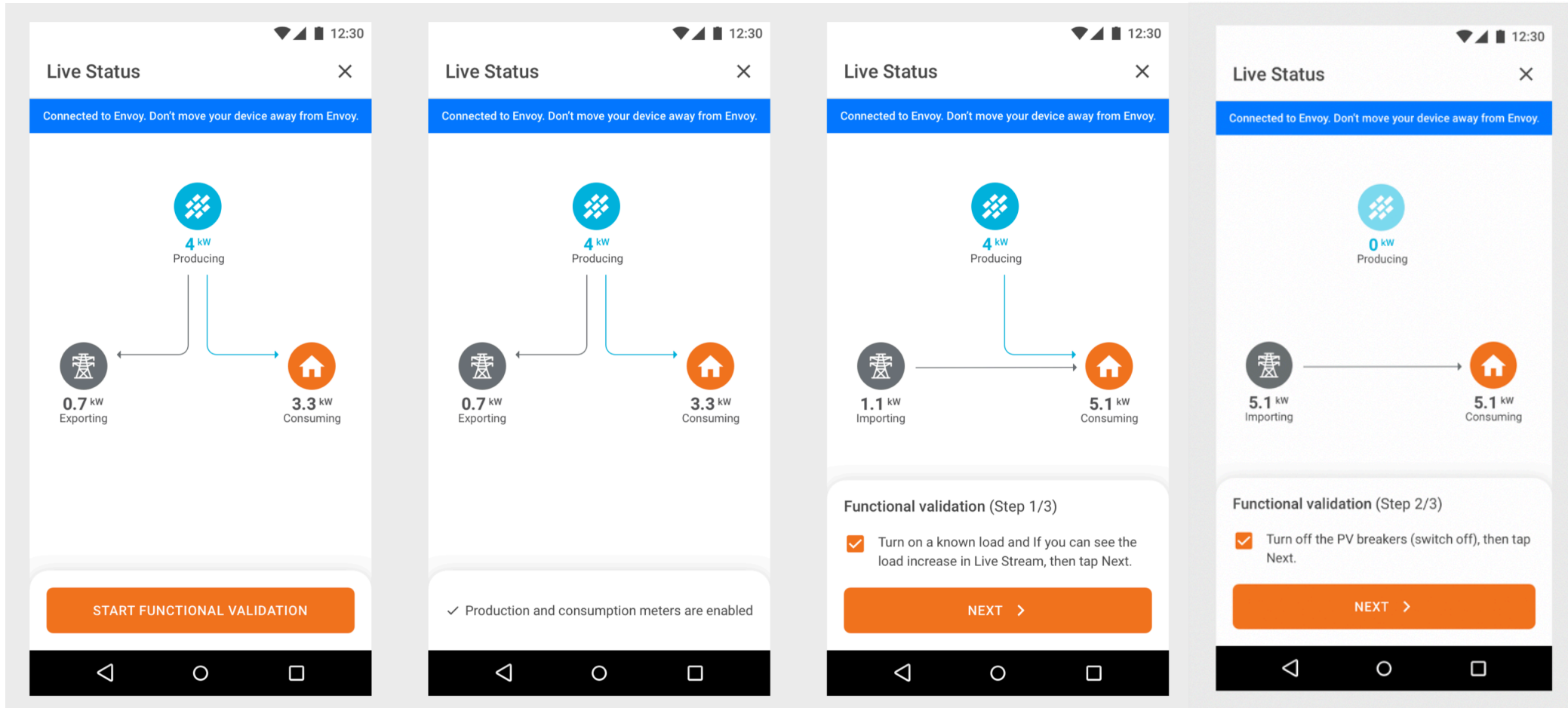
Consumption readings look good! Tap **Enable Consumption Meter** to complete meter setup.

ENABLE CONSUMPTION METER

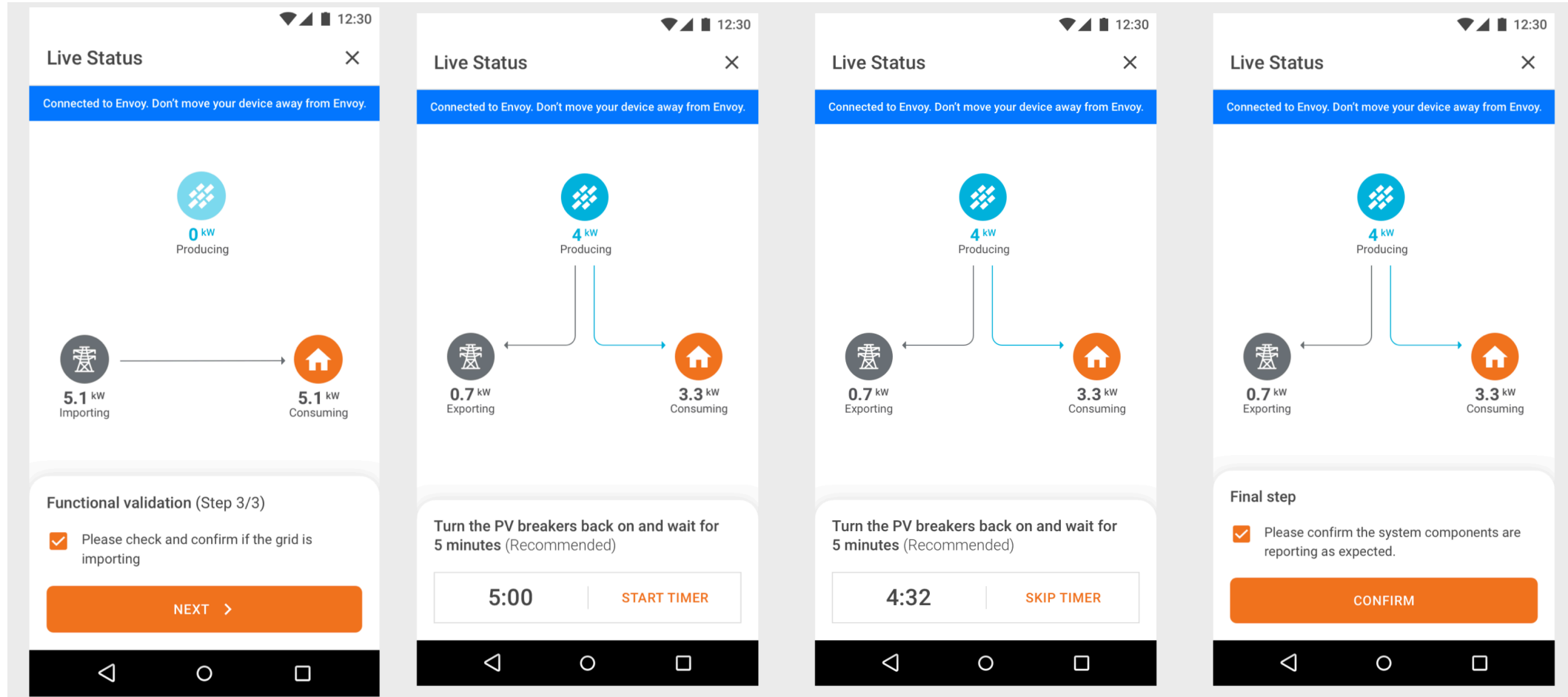
Consumption meter



Live Status



Live Status



Generate summary report

1234 Home
Jskeff 4/15/2020

Connected to ENVOY_033194. Don't move your device away from Envoy.

- 3 **Tariff** (Optional)
Not Selected
- 4 **Envoy Connectivity**
ENVOY_033194 is connected to ITK
- 5 **Provisioning Devices**
Last provisioned : 15/04/2020 02:47 PM
- 6 **Meter Configuration**
Production: Enabled
Consumption: Enabled
- 7 **Summary**
System Report (available only when ITK is connected to Envoy via AP Mode)

Service

Systems Support Feedback Settings

Envoy Summary

Connected to ENVOY_033194. Don't move your device away from Envoy.

Envoy Communications Gateway Report

15/04/2020 03:02 PM

Envoy

Serial number	Software version	Type
121706033194	R4.10.35	Envoy-3Q Metered

Production meter	Consumption meter	Rate structure
Lifetime: 1.7 kWh Status: Normal	Lifetime: 4.6 Wh Status: Normal	none

Connection to Enlighten	Last report to Enlighten
wifi	15/04/2020 03:01 PM

System

Name	Installer Reference	Owner
Jskeff 4/15/2020	NA	jj@com

Street 1	Street 2
1234 Home	NA

City	State
Rp	CA

Zip/Postal Code	Country
94928	United States

1 Microinverter, 0 AC Batteries, 0 Enpowers and 0 Encharges

Grid Profile : IEEE 1547 default 2015

1 IQ7

Serial number	Last report	Power	State	Grid Profile
121741033047	15/04/2020 03:02 PM	233 W	Verified	Set

Generated by Enphase Installer
© 2008-2020 Enphase Energy Inc. All rights reserved.

Systems Support Feedback Settings

Cancel

New Message

To: |

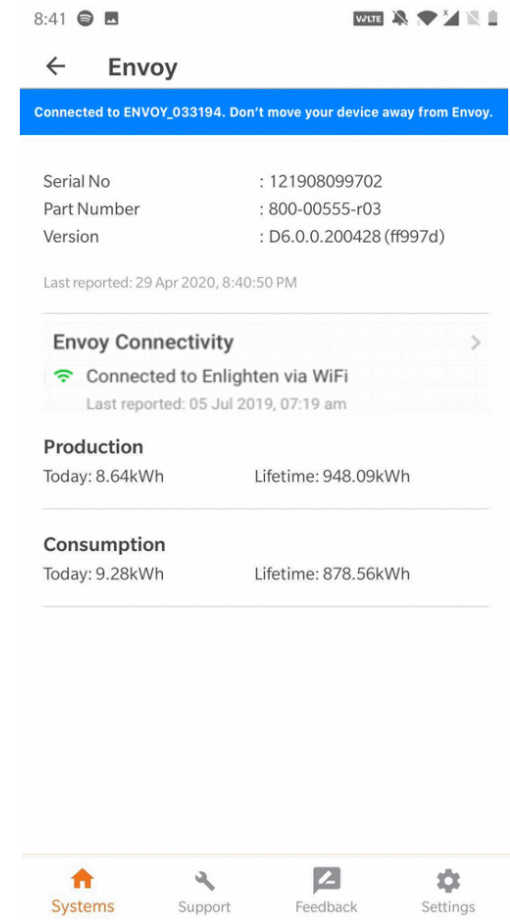

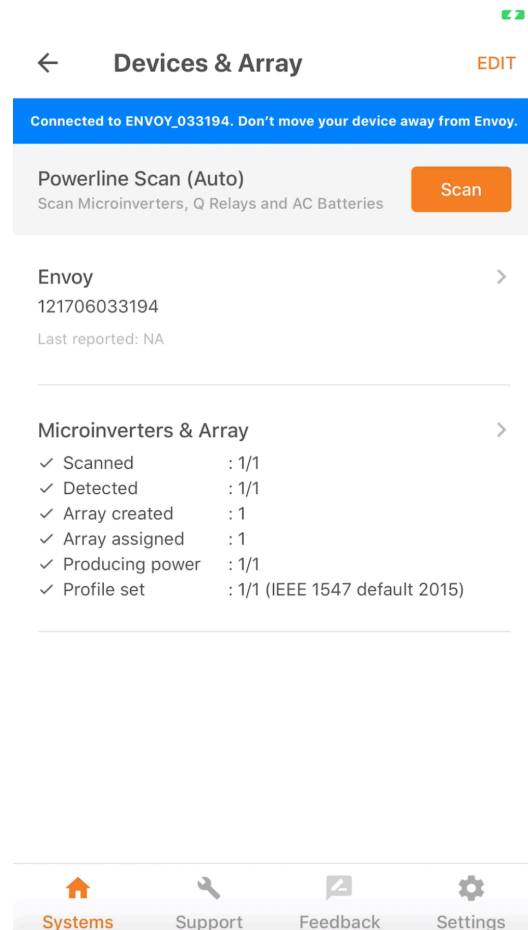
Cc/Bcc, From: Jarett.skeffington@gmail.com

Subject:

Envoy_1217..._15-02.pdf
63 KB

q w e r t y u i o p
a s d f g h j k l
↑ z x c v b n m ↵
123 😊 🎤 space @ . return

Device Detailed screen - Envoy



Device Detailed screen - Microinverters

5:37

← **Device & Array** EDIT

Connected to ENVOY_033194. Don't move your device away from Envoy.

Envoy
121706033194
Last reported: NA

Microinverters & Array

- ✓ Scanned : 1/1
- ✓ Detected : 1/1
- ✓ Array created : 1
- ✓ Array assigned : 1
- ✓ Producing power : 1/1
- ✓ Profile set : 1/1 (IEEE 1547 default 2015)

(Please wait for grid profiles to propagate to all microinverters)

AC Batteries

- 🕒 Scanned : 0/4
- 🕒 Detected : 0/0

Encharge

Powerline Scan (Auto)
Scan Microinverters, Q Relays and AC Batteries PLC SCAN

Systems Support Feedback Settings

← **Microinverters & Array**

Connected to ENVOY_033194. Don't move your device away from Envoy.

MICROINVERTERS **ARRAY**

● 121741033047 ⚡ 243W ●●●●●
Last updated: 17 Apr 2020, 04:00:40 PM

Systems Support Feedback Settings

← **Microinverter**

Connected to ENVOY_033194. Don't move your device away from Envoy.

ID : NA
SKU ID : NA
Serial No : 121741033047
Part Number : 800-00622-r02

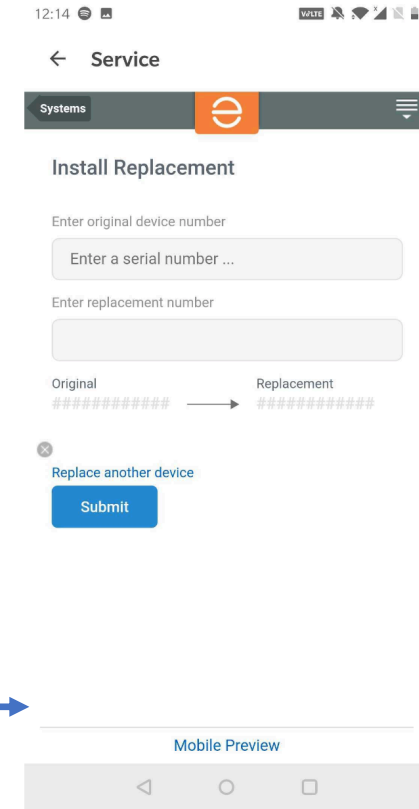
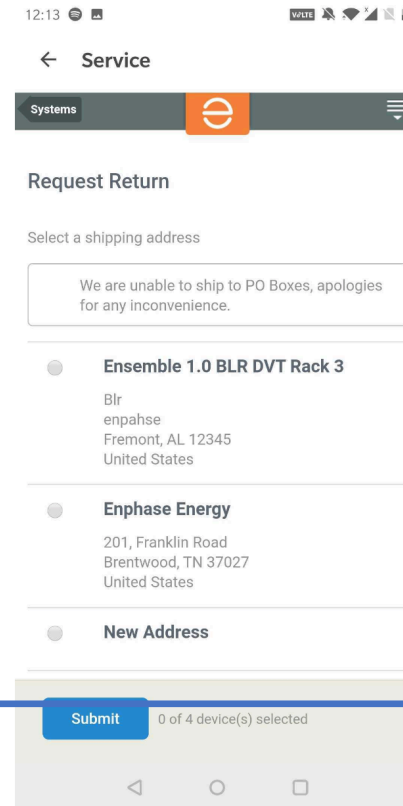
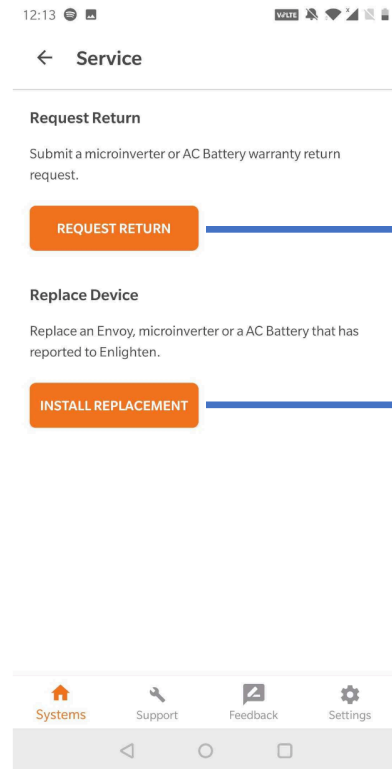
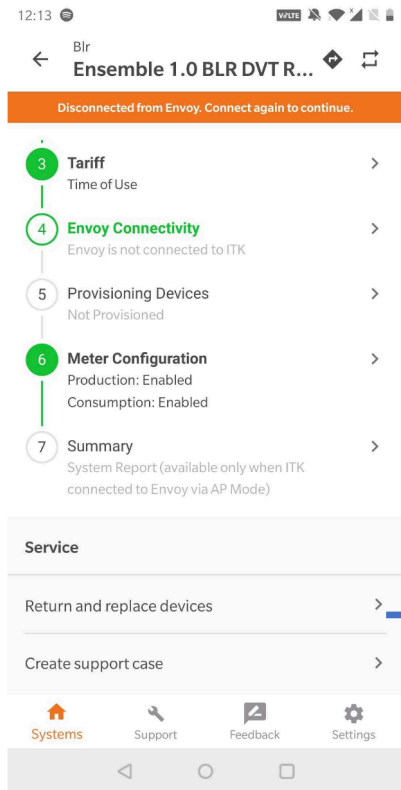
● Producing ⚡ 243W
Last reported: 17 Apr 2020, 04:00:40 PM

Envoy
121706033194

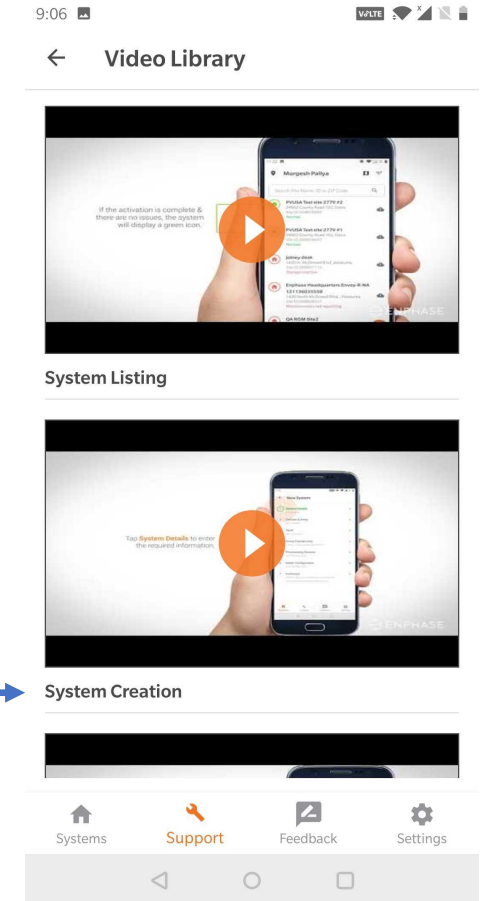
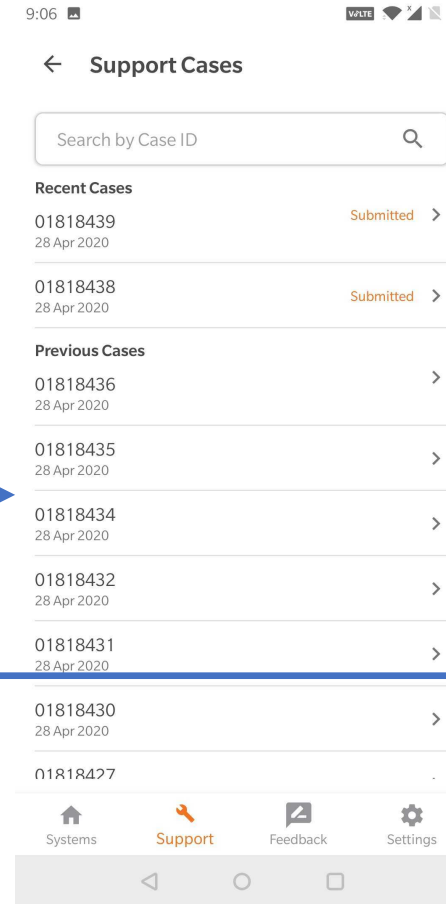
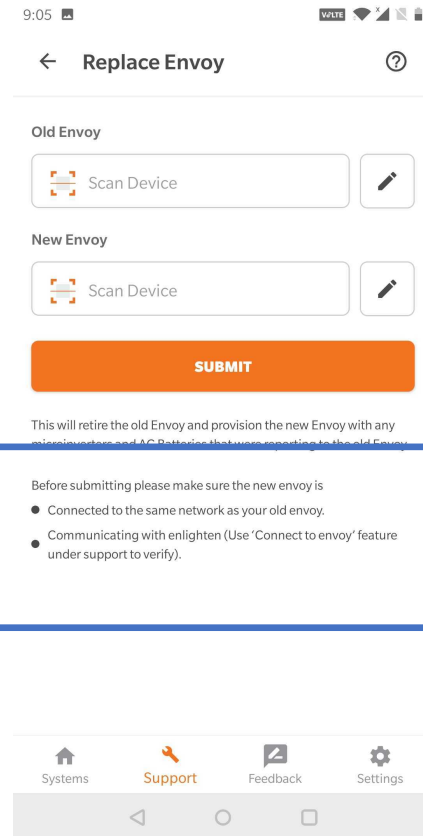
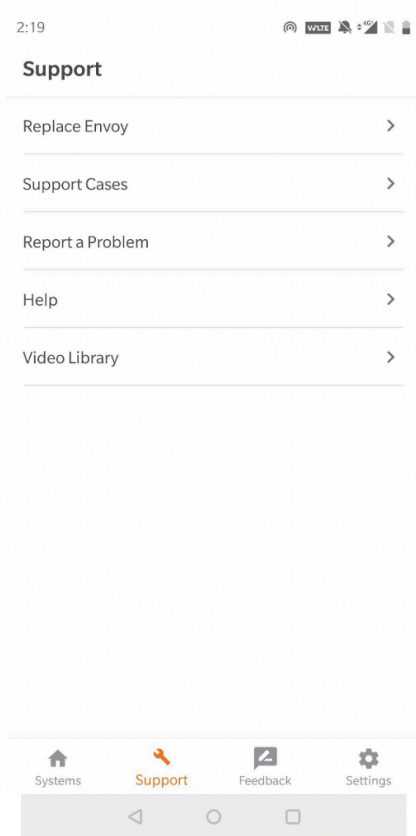
Grid Profile
IEEE 1547 default 2015 Set

Systems Support Feedback Settings

Service-on-the-Go



Other Screens - Support



Feedback

9:06 📶 🔋 📶 📶 📶

Feedback

Subject

Description

SUBMIT

[Tap here to mail any supporting attachments](#)

[Systems](#) [Support](#) **[Feedback](#)** [Settings](#)

Settings

9:06 📶 🔋 📶 📶 📶

Settings

Profile
sunils@enphaseenergy.com
[Logout](#)

Envoy Software
Version 04.10.35
Last updated on 28 Apr 2020

UPDATE NOW

Grid Profiles
Default Profile: AC Coupling FW83 PEL100 REC10 250VV/
VW
Downloaded profiles: 130
Last updated on 28 Apr 2020

UPDATE NOW **MANAGE PROFILES**

Auto Download
Enable Auto Download to keep up to date

Envoy Software

Grid Profiles

Use Cellular Data
If Wi-Fi network is not available, use cellular data for auto
downloads of Grid Profiles & Help files. Envoy software
update requires a Wi-Fi network.

Grid Profiles

Toolkit Version: 3.9.9 QA2 (82)
[About Installer Toolkit](#)
[Privacy Policy](#)

[Systems](#) [Support](#) [Feedback](#) **[Settings](#)**

11:13 📶 🔋 📶 📶 📶

Settings

Downloaded profiles: 132
Last updated on 29 Apr 2020

UPDATE NOW **MANAGE PROFILES**

Auto Download
Enable Auto Download to keep up to date

Envoy Software

Grid Profiles

Use Cellular Data
If Wi-Fi network is not available, use cellular data for auto
downloads of Grid Profiles & Help files. Envoy software
update requires a Wi-Fi network.

Grid Profiles

Toolkit Version: 3.9.9 QA2 (82)
[About Installer Toolkit](#)
[Privacy Policy](#)

[Systems](#) [Support](#) [Feedback](#) **[Settings](#)**

Manage Grid Profiles

9:06 VOLTE

Settings

Profile
sunils@enphaseenergy.com
[Logout](#)

Envoy Software
Version 04.10.35
Last updated on 28 Apr 2020
[UPDATE NOW](#)

Grid Profiles
Default Profile: AC Coupling FW83 PEL100 REC10 250VV/
VW
Downloaded profiles: 130
Last updated on 28 Apr 2020
[UPDATE NOW](#) [MANAGE PROFILES](#)

Auto Download
Enable Auto Download to keep up to date

Envoy Software

Systems Support Feedback **Settings**

11:07 VOLTE

Manage Grid Profiles

Default
10s CA Rule21 201902 VV VWref
FWnull
Last updated on 29 Apr 2020 [Update](#)

Search Grid Profiles

- 10s CA Rule21 201902 VW (1.2.3) [Update](#)
- 10s CA Rule21 201902 VW PF (1.2.1)
- 10s IEEE 1547 default 2015 (1.0.9)
- 10s UL Test 100 Normal ramp rate (1.0.1)
- 10s UL Test 100 Ramp Rate (1.0.1)
- 10s UL Test 100 soft start ramp rate (1.0.1)
- 10s UL Test LV2-LV3 ridethru tightest (1.0.1)

Systems Support Feedback **Settings**

11:07 VOLTE

Manage Grid Profiles

Default
10s CA Rule21 201902 VV VWref
FWnull
Last updated on 29 Apr 2020

Search Grid Profiles

- 10s CA Rule21 201902 VW (1.2.3)
- 10s CA Rule21 201902 VW PF (1.2.1) [Download](#)
- 10s IEEE 1547 default 2015 [Set as Default](#)
- 10s UL Test 100 Normal ramp rate (1.0.1)
- 10s UL Test 100 Ramp Rate (1.0.1)
- 10s UL Test 100 soft start ramp rate (1.0.1)
- 10s UL Test LV2-LV3 ridethru tightest (1.0.1)

Systems Support Feedback **Settings**

Provisioning Video

<https://enphaseenergy.wistia.com/medias/ioyp6t70sm>